


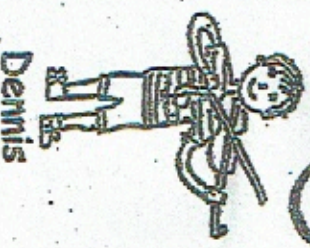
30.03. - 03.04.20.  
Geige 3. Kl.

1. Wie heißen die Saiten der Geige?
2. Schreibe die Notennamen.
3. Male die Noten und die Kinder bunt an
4. Spiele die Töne auf der Geige (Zupfen oder Streichen)

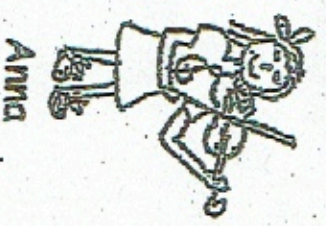
A musical staff with a treble clef. The staff contains four notes: a G on the second line, an F on the first space, an E on the first line, and a D on the first space. The notes are simple circles with stems.



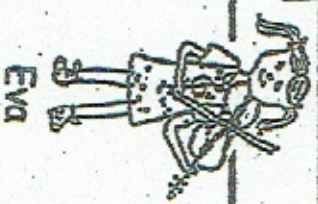
Georg



Dennis




Anna



Eva


Count 2 bars

1. First performance

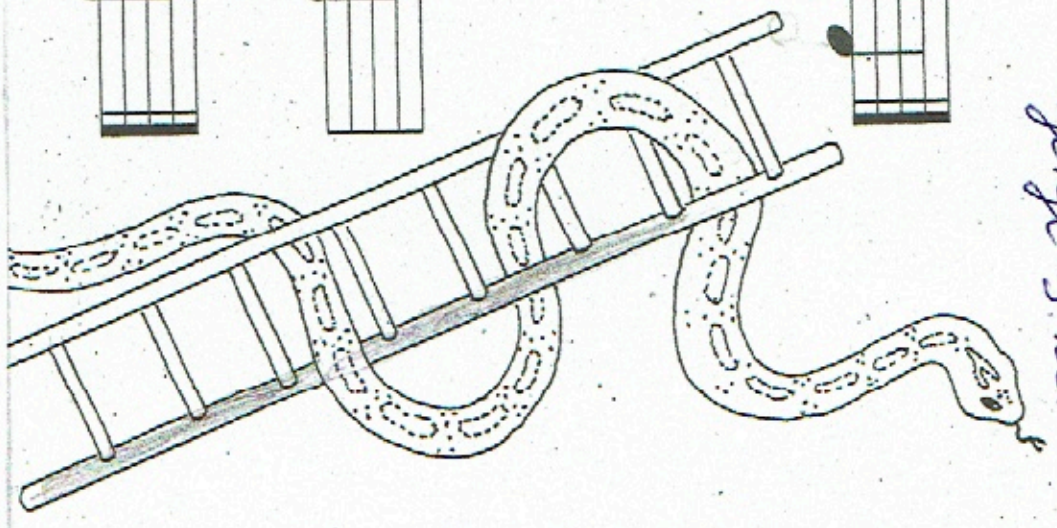


Count 4 bars

2. Two by two



1. lege die Töne
2. Spiele die Stücke nicht zu schnell ("pizzicato" oder "pizz." - stipfen)
3. Du kannst die Stücke auch streichen.  
Die Saiten sauber treffen!



30.03. - 03.04.20.  
Seite 3. K2